

Regent pumps



Self Priming

Auto prime

Self Priming Autoprime

Models: 25SP, 50SP, 80SP, ER80

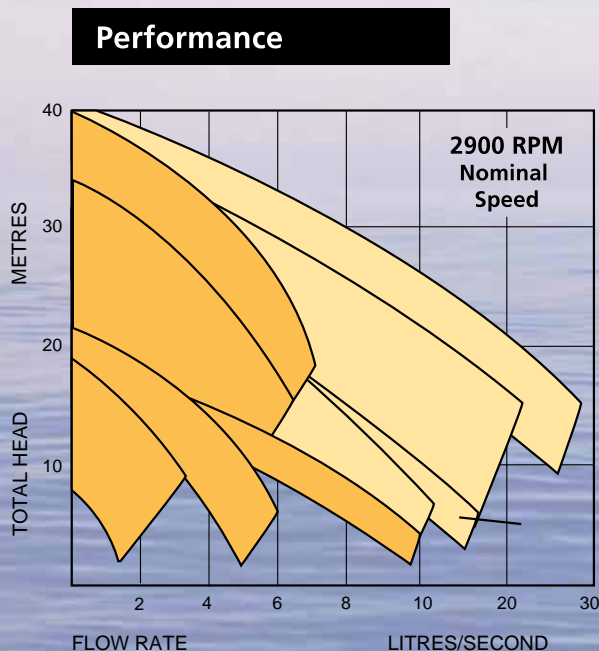
Regent Autoprime pumps are of the single stage, self priming type, available with closed or semi open impellers.

The pump design features a non-return "flap valve" which maintains liquid within the pump after its initial fill, ensuring quick and easy self priming without the need for foot valves.

These pumps are available in a variety of materials including zinc free bronze, making them particularly suited to the demands of marine work. They come as bare shaft models, or with electric, petrol or diesel drives.

Applications:

- * Dewatering
- * Sumps
- * Septic Tanks
- * Industrial Effluent
- * Water Transfer
- * On Fishing Vessels for Bilge, Deck Wash, Fire Fighting and Exhaust Cooling.



Design Features:

Electric Drive

Totally enclosed fan cooled non-overloading motors are fitted as standard to provide trouble free operation.

Engine Drive

All models available with petrol or diesel engines with either manual or electric start.

Back Pull-Out Design

The complete rotating element including motor may be withdrawn from the rear without disturbing pipework.

Removable Ports

All models have bolt on suction and discharge ports (with the exception of 25 SP which has bolt on suction port only) allowing four alternative discharge positions.

Materials:

25 SP, 50 SP and 80 SP models are available in cast iron, bronze or zinc free bronze construction. ER 80 is only available in aluminium construction

with a cast iron impeller.



Operation Features:

Prior to initial start, fill pump casing with water and pump will expel air from suction line.

The suction line can be laid over undulations, air pockets are discharged with water and do not impede the priming operation.

The specially designed casing guarantees powerful suction and high operating efficiency means higher discharge heads.

Adjustable gland packing is designed for easy replacement.

These heavy duty pumps are designed to pump clean or dirty water.

The stainless steel versions can also be used for pumping chemically aggressive liquids. The self priming characteristics of this range eliminate the need to use foot valves.

They are available in either cast iron or stainless steel construction.

Self Priming centrifugal Pumps Terada

Solids handling:

Specially designed open impeller for handling slurries, small solids, etc., at high heads.

High performance:

Capacities from .3 litres/sec (4gpm) to 106 litres/sec (1400gpm). Heads to 48 metres (157ft). Maximum speed up to 2200 RPM.

Applications:

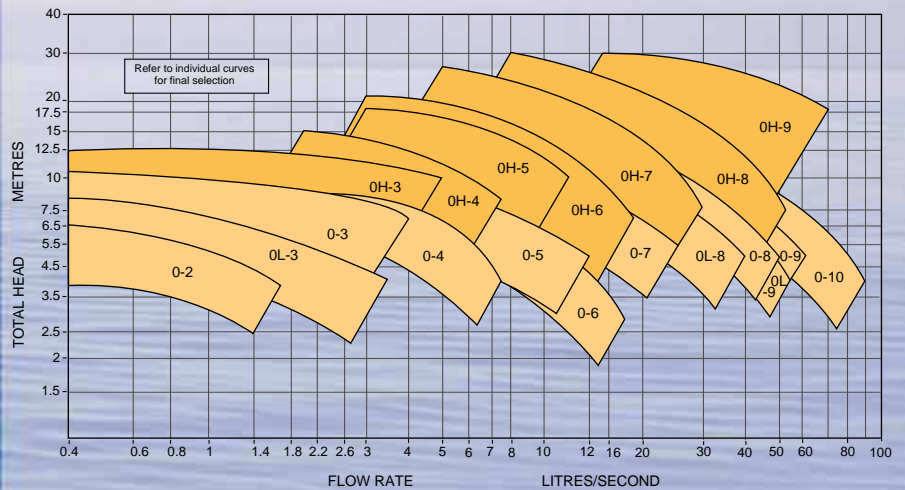
Cast iron construction: for general industrial or agricultural pumping requirements, dewatering, construction sites, irrigation etc., where self priming ability is required.

Stainless steel construction: for the chemical, petrochemical, food industries, etc., where the combination of the corrosion resistance of stainless steel and self priming capability is required.

Materials:

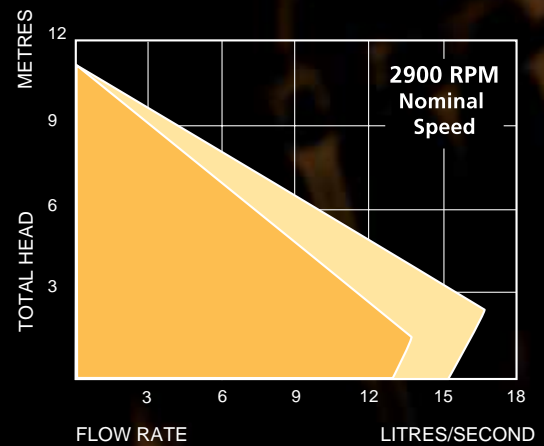
Available in cast iron or 304 grade stainless steel.

1450 RPM



Self Priming Trash Pumps Autoprime

Performance



Design Features:

The Regent Autoprime Self Priming Trash Pumps are ideal for handling effluent, industrial waste and liquid with solids up to 32mm.

The ETS 80 & 100 have 2 bladed semi open impellers and a removable trash clearance port/wear plate.

The mechanical seal is of the double type and is grease lubricated to protect it from abrasives in the pumped liquid.

Pump construction is aluminium with a cast iron impeller, wear plate, suction and discharge flanges.



Available From:

Regent Pumps:

A.C.N. 006 936 527

59-63 Redwood Dve, Dingley Victoria 3172 Australia

Phone: (03) 9551 5111 Fax: (03) 9551 7217

Int. Ph: (613) 9551 5111 Int. Fax: (613) 9551 7217